

Road user charges

Applicable to vehicles over 3.5 tonnes manufacturer's gross laden weight and all vehicles of 3.5 tonnes or less powered by a fuel not taxed at source.

October 2018



OUR PURPOSE

CREATING TRANSPORT SOLUTIONS FOR A THRIVING NEW ZEALAND



NZ Transport Agency

Published October 2018

ISSN 1176-9297

Copyright: October 2018

NZ Transport Agency

Road user charges phone or fax service

P 0800 00 28 28

F 06 953 6406

Monday to Friday, 7am to 6pm

Road user charges contact centre

P 0800 655 644

Monday to Friday, 8am to 6pm

Road user charges online

www.nzta.govt.nz/online

This publication is also available on the
NZ Transport Agency's website at

www.nzta.govt.nz/ruc

CONTENTS

4

Vehicles required to pay road user charges

4

Road user charges exemptions

6

Road user charges exemption for light diesel vehicles

6

Motor vehicle register

6

Type of road user charges licence required

7

Rate changes and expiry of licences for heavy motor vehicles

7

Distance licences

8

Weight

8

Over the permanent RUC weight

8

Distance recorders

9

Display of licences

10

Purchasing options

10

Transaction fees

10

Direct debit

11

Payments

11

Credit checks

12

Distance licensing procedure

12

Completing the RUCLA form

14

Additional licensing procedure

14

Completing the RUCAD form

14

Calculating the cost of a licence

15

Licensing errors and replacement licences

16

Change in RUC vehicle type

16

Completing the RUCCV form

18

Completing the RUCCV-H form

20

Refunds

21

Refunds of CNG, LPG and motor spirits excise duty

22

Completing the RUCHO form

24

Completing the RUCOR form

26

Tax invoices

26

Assessment process

27

Transport service licence

27

Record keeping requirements

28

Goods and services tax

28

Penalties

29

Change of person registered in respect of a vehicle

30

RUC rates for distance licences for powered vehicles

33

RUC rates distance licences for vintage vehicles

33

RUC rates for distance licences for motor caravans

33

RUC rates for distance licences for all-terrain cranes

34

RUC rates for distance licences for unpowered vehicles

36

RUC rates for H distance licences

38

RUC rates for additional licences

41

Contact details for the NZ Transport Agency and agents

Introduction

The cost of using New Zealand's roads is recovered from road users via levies in the price of some fuels or through road user charges (RUC). Vehicles that must pay road user charges are described on the next page, and they are required to display current road user charges licences while operating on public roads.

The revenue collected from road user charges is dedicated to the National Land Transport Fund. Road user charges are collected by the NZ Transport Agency and enforced by the New Zealand Police.

Licences are available from agents of the Transport Agency. Licences can be purchased by telephone, fax, online or by direct connection to the Motor Vehicle Register.

This booklet includes detailed instructions for purchasing and calculating the charges payable for individual vehicles. It explains the main requirements of the Road User Charges Act 2012 and describes the administrative procedures to be followed.

VEHICLES REQUIRED TO PAY ROAD USER CHARGES

All diesel powered vehicles and other vehicles powered by a fuel not taxed at source, regardless of weight, must pay RUC.

Vehicles with a manufacturer's gross laden weight of more than 3.5 tonnes (3500kg) must also pay RUC .

Fuels taxed at source are petrol, compressed natural gas (CNG) and liquefied petroleum gas (LPG).

ROAD USER CHARGES EXEMPTIONS

A vehicle is exempt from paying road user charges if:

- it is a light electric RUC vehicle (gross laden weight 3.5 tonnes or less) whose motive power is derived wholly or partly from an external source of electricity, or
- it belongs to a class of vehicles whose purpose or design means it is unsuitable for regular road use. Vehicles unsuitable for regular road use are:

Tractor - a motor vehicle (other than a traction engine) that is designed and constructed, and not merely adapted, for traction and powering implements

A traction engine

A forklift, telehandler, or sidehandler

A self-propelled machine that is designed and constructed (not merely adapted) for the following specialist industrial purposes:

- Aerodrome runway sweepers
- Electrical substations
- Filters for transformer oil
- Log haulers that are stationary when hauling logs
- Aero engine test benches

A trailer towed by a traction engine, a forklift, telehandler, sidehandler or self-propelled machine described above

A motor vehicle propelled and supported solely by self-laying tracks

All terrain vehicle

Aerodrome crash fire tenders used on road only in emergencies

Trailer scraper (not self-propelled)

Plant for servicing oil filled cables

Road rollers

Stone and gravel crushing and screening plant

Bulldozers and angle dozers
Front end loaders
Mobile pile drivers
Motor scrapers (self-propelled)
Self-propelled water carts that are always unladen on the road
Self-propelled trench diggers and excavators
Self-propelled vehicles that are always unladen on the road and that are designed exclusively for carrying earth or other bulk materials
Mobile cranes (excluding mobile vehicle recovery units, truck mounted cranes, and cranes to which a distance recording device is or could readily be fitted)
Motor graders
Cable jinkers
Post debarkers
Saw bench apparatus
Forestry chippers that are used exclusively in the operation or management of a forest
Sawing or shearing apparatus for tree cutting
Log haulers that are not self-propelled and are stationary when hauling logs
Log forwarders or log processors
A self-propelled vehicle (other than a tractor) or towed vehicle that is designed and constructed (not merely adapted) for agricultural purposes, including: <ul style="list-style-type: none"> - Combine harvester - Maize harvester - Pea viner - Windrower - Silage chopper - Hay balers - Hay rakes - Cultivation equipment - Silage wagons - Feed troughs
But not including: <ul style="list-style-type: none"> - a self-propelled or towed vehicle designed for spreading fertiliser if it is used on a road for the cartage of fertiliser - a self-propelled vehicle designed as a weed sprayer built on a truck chassis.

In certain circumstances some other vehicles may also be exempt from paying RUC. Enquiries can be directed to our contact centre on 0800 655 644.

ROAD USER CHARGES EXEMPTION FOR LIGHT DIESEL VEHICLES

If your light diesel vehicle is used exclusively or almost exclusively off-road (at least 90% off-road), and does not travel more than 10 kilometres from the boundary of the address where the vehicle is normally kept, you may be eligible to apply for an exemption from road user charges under Section 40 of the Road User Charges Act 2012.

To apply for this exemption, your vehicle must be used for one of the following purposes:

- agricultural purposes
- forestry purposes
- search and rescue purposes
- defence purposes
- industrial purposes
- tourism industry purposes
- educational purposes
- medical purposes

To apply for this exemption you should complete an *Application for RUC exemption under section 40 (of the RUC Act 2012)* form (RUC EX) and pay the application fee of \$115 (incl GST). The form is available online at www.nzta.govt.nz/ruc or from our contact centre on 0800 655 644.

MOTOR VEHICLE REGISTER

If the Motor Vehicle Register does not record the correct details of your vehicle, you may have problems buying the required RUC licence or getting a refund of any unused RUC licence. To change incorrect details you should complete an *Application to change motor vehicle details* (MR16), available from agents of the Transport Agency.

If a replacement engine is not of the same specification as the one previously fitted, an authorised low volume vehicle certifier should inspect the vehicle. They can determine if the vehicle complies with the low volume vehicle (LVV) code. If the fuel type has changed (ie from petrol to diesel), the vehicle must be certified and you must provide evidence of the LVV certification with your application to update the Motor Vehicle Register.

TYPE OF ROAD USER CHARGES LICENCE REQUIRED

All vehicles which are required to pay road user charges must display a distance licence.

Additional licences may only be used in conjunction with distance licences, when the vehicle has a permit issued under the Land Transport Rule: Vehicle Dimensions and Mass (see Factsheet 13G: *High productivity motor vehicles*).

All licences issued must match the vehicle concerned, ie RUC vehicle type, registration plate number, distance recorder serial number and distance recorder readings.

RATE CHANGES AND EXPIRY OF LICENCES FOR HEAVY MOTOR VEHICLES

Rate changes are notified in the New Zealand Gazette 42 days in advance. RUC licences for heavy motor vehicles (if their rate has increased) expire within one month of a rate change coming into effect.

When purchasing a new RUC licence an operator is required to purchase an 'overlap' licence that starts from the current hubodometer reading. Any unused portion of the licence is automatically credited against the cost of the new licence.

RUC licences for light diesel vehicles do not expire.

DISTANCE LICENCES

Distance licences are purchased in units of 1000km (621 miles) or multiples thereof. Vehicles must be licensed for continuous distance, ie when the finish distance is reached a new licence is required.

Distance licensed vehicles are classified on pages 30 to 35 according to:

- whether the vehicle is powered or unpowered
- the number of axles on the vehicle
- the number of tyres per axle: either single tyred or twin tyred.

Axle spacing: axles are 'close' if 2.4 metres or less from the nearest adjacent axle, and 'spaced' if more than 2.4 metres from the nearest adjacent axle.

Oscillating axles as defined in the Road User Charges Act 2012 and unusual configurations not appropriately described on pages 30 to 35 are covered in the 'any other configuration' type for the appropriate number of axles. If the number of tyres and/or axles on a vehicle is such that the vehicle is likely to create less wear on the road than the vehicle type quoted in this book, application may be made to the Senior Technical Advisor (RUC), Access and Use, NZ Transport Agency, Private Bag 6995, Wellington 6141, for a special vehicle type.

You will have to give sufficient details of the vehicle with drawings and measurements of axle spacings and a photograph of the vehicle showing the registration plate number and as many of the axles as possible.

WEIGHT

Every vehicle has been allocated a permanent RUC weight.

The RUC weight of the vehicle is the lesser of the:

- gross vehicle mass for the RUC vehicle, or
- maximum allowable mass for the RUC vehicle under table 2, schedule 1, part 3 of the Land Transport Rule: Vehicle Dimensions and Mass 2016.

The RUC rates in tables 1 and 2 (pages 30 to 35) tell you how much you will need to pay depending on the permanent RUC weight of your vehicle.

OVER THE PERMANENT RUC WEIGHT

If you have a permit allowing you to carry loads heavier than your permanent RUC weight, you can:

- apply for an additional licence for the towing vehicle for each individual load that covers the additional weight carried under the permit, or
- change your towing vehicle to an H RUC vehicle type and have an H distance licence (see page 16). This option is designed for vehicles that run overweight most of the time. To change to an H RUC vehicle type, you need to complete a *Road user charges application to change to H RUC vehicle type* form (RUCCV-H) and send it in to the NZ Transport Agency (see page 18).

DISTANCE RECORDERS

All vehicles that operate with distance licences must be fitted with a distance recorder that is of a type and accuracy sufficient to provide a reliable record of distance travelled.

Every motor vehicle requiring a road user charges distance licence where the manufacturer's gross laden weight is more than 3.5 tonnes must be fitted with an approved hubodometer or an approved electronic distance recorder.

Approved hubodometers are:

- | | | | |
|----------------------|--------------------|-----------------|---------------------------|
| 1 Engler | 4 Accu-Trak | 7 Macro | 10 Chicago Rawhide |
| 2 Veeder Root | 5 Argo | 8 Stemco | 11 Abbott |
| 3 Mechanex | 6 Trailmark | 9 Jost | 12 Datatrac Pro NZ |

Hubodometers must be calibrated to read in kilometres for the appropriate sized tyre and have a unique manufacturer's serial number inside the casing of the meter. If the tyres fitted are an 'odd' size, call our contact centre on 0800 655 644.

A hubodometer must be fitted at all times, (to a non-lifting axle) on the left hand side of the vehicle, unless you request special approval for an exemption. You can email your request to rucassessments@nzta.govt.nz.

When a hubodometer is lost or damaged and/or found to be faulty, a replacement hubodometer is to be purchased, fitted to the vehicle and a road user licence purchased in conjunction with the replacement hubodometer. A *Change of hubodometer* form (RUCHO, see page 22) will need to be completed.

If there is any unused distance left on the licence purchased for the lost or unusable hubodometer the amount may be refunded once the RUCHO form is received at the Transport Agency and audited.

APPROVED ELECTRONIC DISTANCE RECORDER

50 EROAD **51** IBRIGHT EDR **52** Teletrac Navman **53** RUC Monkey

DISPLAY OF LICENCES

Road user charges licence labels for light vehicles must be displayed behind the inside of the windscreen on the passenger side of the vehicle. The face of the label, which shows the registration number, must be visible from outside the vehicle.

Road user charges licence labels for heavy vehicles and trailers must be either displayed (as per the requirements for light vehicles) or carried. If carried, the labels must be produced on demand to an enforcement officer.

PURCHASING OPTIONS

The purchase options available to RUC users are:

- online at **www.nzta.govt.nz/online**
- over the counter at agents (see page 41)
- by phone 0800 00 28 28
- by fax 06 953 6406
- by direct connects – mostly commercial transport operators.

TRANSACTION FEES

A transaction fee applies to each licence sale, irrespective of the type of licence purchased.

This fee reflects the cost of supporting the various purchasing options available to customers.

The transaction fees for these services (GST inclusive) are as follows:

Online at www.nzta.govt.nz/online	\$4.80 per licence
Counter sales	\$7.80 per licence
By phone/fax*	\$8.63 per licence**
Direct connects/ERUC	\$2.10 per licence**

*only available at the phone/fax numbers listed above.

** direct debit authority required.

DIRECT DEBIT

A facility is available for direct debit from a customer's bank account which enables you to purchase licences by fax, telephone and direct connection (this method of payment is not available for over the counter purchases). A credit application will need to be completed.

Credit application forms to purchase RUC over the phone or by fax are available on 0800 00 28 28, or fax 06 953 6406.

PAYMENTS

Licences are paid for at point of sale.

The amount calculated includes the transaction fee and any automatic credits.

Customers must pay the amount indicated on the system. Payments may be made by cash or cheque at a counter agent, or by a pre-arranged direct debit facility when by phone or fax request.

RUC customers who have a direct debit arrangement for RUC payments will have any refunds direct credited to their bank account on the evening the refunds are processed.

CREDIT CHECKS

Customers with a dishonoured RUC licence payment will only be able to purchase a RUC licence with cash or bank cheque until the dishonoured licence has been paid. Customers with a history of dishonoured licence payments will only be able to purchase RUC licences with cash or bank cheques at all times, unless suitable arrangements are made with the Transport Agency. It is your responsibility to ensure that your vehicle remains legal on the road. Should difficulties arise during the purchase of your licence, due to a debt/payment restriction, please contact the Transport Agency.

DISTANCE LICENSING PROCEDURE

Use the RUCLA form for distance licences when purchasing from agents, and by fax (if you purchase online you don't need to fill in a form).

COMPLETING THE RUCLA FORM

REGISTERED PERSON DETAILS

To be completed in all cases.

APPLICANT'S DETAILS

Write your name and address in the appropriate panels if you are not the person registered in respect of the vehicle.

VEHICLE DETAILS

Continuation licence

A licence will be processed with the same distance as the last distance licence purchased.

Complete the following panels:

- registration plate
- licence type – D for distance, H for H distance licence, or B for leading trailer in a B-train distance licence.
- vehicle make and model
- place a tick in the continuation panel.

Non-continuation licence

Complete the following panels:

- registration plate
- licence type – D for distance, H for H distance licence, or B for leading trailer in a B-train distance licence
- vehicle make and model
- start distance
- number of units – distance licences must be bought in units of 1000km (621 miles) or multiples thereof

- weight – this is only required when purchasing an H distance licence. The weight should be the maximum allowable weight from your permit.

APPLICANT'S SIGNATURE

You **MUST** sign the application form in all cases. Print your name and company position (if applicable).

CALCULATING THE COST OF A LICENCE

Pages 30 to 35 display the costs per 1000km for each vehicle type. You may use the table to determine how much each licence will cost. Remember to add the transaction fee (see page 10) to the amount payable for each licence and subtract the licence cost of any overlapped licence.

When you have completed the RUCLA form, please check that all the details are correct.

NZ TRANSPORT AGENCY		Road user charges distance licence application		RUCLA																													
<p>Did you know that you can purchase road user charges online and save on administration fees at www.nzta.govt.nz/online/?</p>																																	
Registered person details <small>Note: if your address has changed please let us know at www.nzta.govt.nz/online/ or call us on 0800 655 644.</small>		<table border="1"> <tr> <td>Last name/company name</td> <td colspan="3">First name(s)</td> </tr> <tr> <td colspan="4"><input type="text"/></td> </tr> </table>			Last name/company name	First name(s)			<input type="text"/>																								
Last name/company name	First name(s)																																
<input type="text"/>																																	
Vehicle details <table border="1"> <tr> <td>Registration plate</td> <td>Vehicle make and model</td> <td rowspan="6"> Tick if you want to buy the same distance and licence type as your last licence (see note 4) <input checked="" type="checkbox"/> OR <input type="checkbox"/> OR <input type="checkbox"/> OR <input type="checkbox"/> OR <input type="checkbox"/> OR <input type="checkbox"/> OR <input type="checkbox"/> OR </td> <td colspan="2"> Complete if you want a different distance and/or licence type* <table border="1"> <tr> <th>Start distance</th> <th>Units required (see note 2)</th> <th>Licence type (D/R/B) (see note 2)</th> <th>Office use only Amount \$</th> </tr> <tr> <td><input type="text"/></td> <td><input type="text"/> unit(s)</td> <td><input type="text"/></td> <td><input type="text"/></td> </tr> <tr> <td><input type="text"/></td> <td><input type="text"/> unit(s)</td> <td><input type="text"/></td> <td><input type="text"/></td> </tr> <tr> <td><input type="text"/></td> <td><input type="text"/> unit(s)</td> <td><input type="text"/></td> <td><input type="text"/></td> </tr> <tr> <td><input type="text"/></td> <td><input type="text"/> unit(s)</td> <td><input type="text"/></td> <td><input type="text"/></td> </tr> <tr> <td><input type="text"/></td> <td><input type="text"/> unit(s)</td> <td><input type="text"/></td> <td><input type="text"/></td> </tr> </table> </td> </tr> </table>		Registration plate	Vehicle make and model	Tick if you want to buy the same distance and licence type as your last licence (see note 4) <input checked="" type="checkbox"/> OR <input type="checkbox"/> OR <input type="checkbox"/> OR <input type="checkbox"/> OR <input type="checkbox"/> OR <input type="checkbox"/> OR <input type="checkbox"/> OR	Complete if you want a different distance and/or licence type* <table border="1"> <tr> <th>Start distance</th> <th>Units required (see note 2)</th> <th>Licence type (D/R/B) (see note 2)</th> <th>Office use only Amount \$</th> </tr> <tr> <td><input type="text"/></td> <td><input type="text"/> unit(s)</td> <td><input type="text"/></td> <td><input type="text"/></td> </tr> <tr> <td><input type="text"/></td> <td><input type="text"/> unit(s)</td> <td><input type="text"/></td> <td><input type="text"/></td> </tr> <tr> <td><input type="text"/></td> <td><input type="text"/> unit(s)</td> <td><input type="text"/></td> <td><input type="text"/></td> </tr> <tr> <td><input type="text"/></td> <td><input type="text"/> unit(s)</td> <td><input type="text"/></td> <td><input type="text"/></td> </tr> <tr> <td><input type="text"/></td> <td><input type="text"/> unit(s)</td> <td><input type="text"/></td> <td><input type="text"/></td> </tr> </table>		Start distance	Units required (see note 2)	Licence type (D/R/B) (see note 2)	Office use only Amount \$	<input type="text"/>	<input type="text"/> unit(s)	<input type="text"/>	<input type="text"/>	<input type="text"/>	<input type="text"/> unit(s)	<input type="text"/>	<input type="text"/>	<input type="text"/>	<input type="text"/> unit(s)	<input type="text"/>	<input type="text"/>	<input type="text"/>	<input type="text"/> unit(s)	<input type="text"/>	<input type="text"/>	<input type="text"/>	<input type="text"/> unit(s)	<input type="text"/>	<input type="text"/>	<small>*You should only complete the last table if:</small> <ul style="list-style-type: none"> you don't want to purchase the same distance/licence type as your last licence you are buying a licence for a new vehicle you are buying an overlap licence (see note 9) this is the first RUC licence for the vehicle the vehicle's hubodometer has changed since the last licence (complete a RUCHO form before lodging this form) 		
Registration plate	Vehicle make and model	Tick if you want to buy the same distance and licence type as your last licence (see note 4) <input checked="" type="checkbox"/> OR <input type="checkbox"/> OR <input type="checkbox"/> OR <input type="checkbox"/> OR <input type="checkbox"/> OR <input type="checkbox"/> OR <input type="checkbox"/> OR	Complete if you want a different distance and/or licence type* <table border="1"> <tr> <th>Start distance</th> <th>Units required (see note 2)</th> <th>Licence type (D/R/B) (see note 2)</th> <th>Office use only Amount \$</th> </tr> <tr> <td><input type="text"/></td> <td><input type="text"/> unit(s)</td> <td><input type="text"/></td> <td><input type="text"/></td> </tr> <tr> <td><input type="text"/></td> <td><input type="text"/> unit(s)</td> <td><input type="text"/></td> <td><input type="text"/></td> </tr> <tr> <td><input type="text"/></td> <td><input type="text"/> unit(s)</td> <td><input type="text"/></td> <td><input type="text"/></td> </tr> <tr> <td><input type="text"/></td> <td><input type="text"/> unit(s)</td> <td><input type="text"/></td> <td><input type="text"/></td> </tr> <tr> <td><input type="text"/></td> <td><input type="text"/> unit(s)</td> <td><input type="text"/></td> <td><input type="text"/></td> </tr> </table>		Start distance	Units required (see note 2)	Licence type (D/R/B) (see note 2)	Office use only Amount \$	<input type="text"/>	<input type="text"/> unit(s)	<input type="text"/>	<input type="text"/>	<input type="text"/>	<input type="text"/> unit(s)	<input type="text"/>	<input type="text"/>	<input type="text"/>	<input type="text"/> unit(s)	<input type="text"/>	<input type="text"/>	<input type="text"/>	<input type="text"/> unit(s)	<input type="text"/>	<input type="text"/>	<input type="text"/>	<input type="text"/> unit(s)	<input type="text"/>	<input type="text"/>					
Start distance	Units required (see note 2)		Licence type (D/R/B) (see note 2)		Office use only Amount \$																												
<input type="text"/>	<input type="text"/> unit(s)		<input type="text"/>		<input type="text"/>																												
<input type="text"/>	<input type="text"/> unit(s)		<input type="text"/>		<input type="text"/>																												
<input type="text"/>	<input type="text"/> unit(s)		<input type="text"/>		<input type="text"/>																												
<input type="text"/>	<input type="text"/> unit(s)		<input type="text"/>	<input type="text"/>																													
<input type="text"/>	<input type="text"/> unit(s)	<input type="text"/>	<input type="text"/>																														
Applicant details - Only complete if you are NOT the registered person or if you are NOT an employee of the company registered in respect of the vehicle.																																	
Last name/company name <input type="text"/>		First name(s) <input type="text"/>																															
Address <input type="text"/>																																	
Applicant's signature I certify that the particulars given are correct <input type="text"/>																																	
Contact telephone number (optional) <input type="text"/>																																	
FOR OFFICE USE ONLY New Zealand Government																																	
RUCLA 08/17 Transport Agency copy		Payment number <input type="text"/>		Total payable (GST inclusive) \$ <input type="text"/>																													
				Date stamp <input type="text"/>																													

ADDITIONAL LICENSING PROCEDURE

Use the RUCAD form for additional licences when purchasing from agents.

COMPLETING THE RUCAD FORM

REGISTERED PERSON DETAILS

To be completed in all cases.

APPLICANT'S DETAILS

Write your name and address in the appropriate panels if you are not the person registered in respect of the vehicle.

VEHICLE DETAILS

Complete the following panels:

- registration plates of all vehicles to be covered by the additional licence
- vehicle makes and models
- start distance of the prime mover
- number of units – additional licences must be bought in units of 1km, with a minimum purchase of 10km.
- additional weight – the difference between your vehicle's permanent RUC weight and the maximum allowable weight on your permit. For example, if your vehicle's permanent RUC weight is 45 tonne, and the maximum allowable weight on your permit is 48 tonne, the additional weight will be '3'.
- permit number and the name of the controlling authority that issued it.

APPLICANT'S SIGNATURE


You **must** sign the application form in all cases. Print your name and company position (if applicable).

CALCULATING THE COST OF A LICENCE

Table 4 on pages 38 to 40 displays the costs for each vehicle type/combination of vehicle types. You may use the table to determine how much each licence will cost. Remember to add the transaction fee (see page 10) to the amount payable for each licence.

When you have completed the RUCAD form, please check that all the details are correct.

The additional vehicle class shown in table 4 will display as the licence class on your road user charges licence label.

		Road user charges additional licence application		RUCAD	
Registered person details <small>Note: if your address has changed please let us know at www.nzta.govt.nz/online or call us on 0800 655 644.</small>					
Last name/Company name		First name(s)			
<input type="text"/>					
Vehicle details Enter the prime mover first, then the other vehicles in the combination (see note 2)					
Registration plate		Vehicle make and model (see note 3)			
<input type="text"/>	<input type="text"/>	<input type="text"/>			
<input type="text"/>	<input type="text"/>	<input type="text"/>			
<input type="text"/>	<input type="text"/>	<input type="text"/>			
<input type="text"/>	<input type="text"/>	<input type="text"/>			
Start distance (see note 4)	Units required (see note 5)	Additional weight (see note 6)	Permit number (see note 7)	Issued by (see note 8)	
<input type="text"/>	<input type="text"/>	<input type="text"/>	<input type="text"/>	<input type="text"/>	
Applicant details - Only complete if you are NOT the person registered in respect of the vehicle or if you are NOT an employee of the company registered in respect of the vehicle.					
Last name/Company name		First name(s)			
<input type="text"/>					
Address					
<input type="text"/>					
Applicant's signature					
<small>I certify that the particulars given are correct</small>		<small>Print name</small>		<small>Contact telephone number (optional)</small>	
<input type="text"/>		<input type="text"/>		<input type="text"/>	
FOR OFFICE USE ONLY <small>New Zealand Government</small>			<small>Total payable (GST inclusive)</small> \$ <input type="text"/>		<input type="text"/>
<small>RUCAD 07/16 Transport Agency Copy</small>					
					<small>Date stamp</small>

LICENSING ERRORS AND REPLACEMENT LICENCES

Always check that your licences are correctly issued at the time of purchase. The responsibility for entering the correct details on licence applications rests with the applicant.

Replacement licences can be issued by the issuing agency if they have made a mistake.

The issuing agency may, upon receipt of the licence, cancel the licence in conjunction with the Transport Agency and issue a new licence containing the correct information.

If you purchase a licence incorrectly you will need to buy the correct licence and apply for a refund on the incorrect licence. If you need to obtain a replacement licence label, there will be a cost of \$4.08.

See page 20 for information on applying for a RUC refund.

CHANGE IN RUC VEHICLE TYPE

If your vehicle:

- has a permit issued under the Land Transport Rule: Vehicle Dimensions and Mass 2016 (see pages 36-37), or
- will be the towing vehicle in a vehicle combination with a total of 8 or more axles (see page 32), or
- is a leading trailer in a B-train combination (see page 35), or
- is a truck that was first registered over 40 years ago and will not be used to carry commercial loads (see page 33),
- is a motor caravan with 3 axles (and is over 18 tonnes) or 4 axles (see page 33),

then you have the option of changing your RUC vehicle type to minimise costs.

Vehicles which are changed to types 308, 309, 408, 929 or 939 may only operate in the specified combinations.

COMPLETING THE RUCCV FORM

Complete this form if you are applying to change your RUC vehicle type to a 308, 309, 408, 929, 939, 402, 403, 404, 413 or 414 vehicle type.

APPLICATION TYPE

Tick the box for the RUC vehicle type you are applying to change to.

REGISTERED PERSON DETAILS

To be completed in all cases.

VEHICLE DETAILS

Complete the following panels

- registration plate number,
- vehicle make and model.

APPLICANT'S DETAILS

Write your name and address in the appropriate panels if you are not the person registered in respect of the vehicle.

APPLICANT'S SIGNATURE


You **must** sign the application form in all cases. Print your name and contact details.

PAYMENT

An application to change RUC vehicle type costs \$46.00 (incl GST). This can be paid by credit card or cheque.

When you have completed the RUCCV form, please check that all the details are correct.

When the application is complete, email it to RUCassessments@nzta.govt.nz or post it to RUC Assessments, NZ Transport Agency, Private Bag 11777, Palmerston North 4442.

	Road user charges application to change RUC vehicle type	RUCCV				
Application type What vehicle type do you want to change to? (see note 1 for a definition of each vehicle type)						
Combination vehicle types						
<input type="checkbox"/> 308 <input type="checkbox"/> 309 <input type="checkbox"/> 408 <input type="checkbox"/> 929 <input type="checkbox"/> 939 <input type="checkbox"/> Back to original RUC vehicle type						
Vintage vehicle types		Motor caravans				
<input type="checkbox"/> 402 <input type="checkbox"/> 403 <input type="checkbox"/> 404		<input type="checkbox"/> 413 <input type="checkbox"/> 414				
Registered person details	Last name/Company name <input type="text"/> First name(s) <input type="text"/>					
Vehicle details	<table border="1" style="width: 100%;"> <thead> <tr> <th style="width: 50%;">Registration plate</th> <th style="width: 50%;">Vehicle make and model</th> </tr> </thead> <tbody> <tr> <td><input type="text"/></td> <td><input type="text"/></td> </tr> </tbody> </table>		Registration plate	Vehicle make and model	<input type="text"/>	<input type="text"/>
Registration plate	Vehicle make and model					
<input type="text"/>	<input type="text"/>					
Applicant details	Last name/Company name <input type="text"/> Mailing address <input type="text"/>					
Please ensure that you read the notes on the back of this form and you understand the operating restriction associated with the RUC vehicle type you are requesting.						
Applicant's signature	I certify that the particulars given are correct. Signature <input type="text"/> Date <input type="text"/> Print name <input type="text"/> Contact telephone number <input type="text"/> Contact email address <input type="text"/>					
Payment details	How would you like to pay the \$46.00 (incl GST) application fee? <input type="checkbox"/> Direct debit → Direct Connect or NZ Transport Agency customer number <input type="text"/> <input type="checkbox"/> Credit card → Please provide a contact phone number for us to call you and take payment over the phone. We will try to call you as soon as we receive your application, but in case this is not possible please provide a preferred contact time. Or you can call us on 0800 655 644 Monday to Friday, 8am to 6pm. Phone number <input type="text"/> Preferred contact time Monday - Friday 8am - 6pm <input type="text"/> <input type="checkbox"/> I have enclosed a cheque for \$46.00 (incl GST). <i>Note: cheques should be made payable to the NZ Transport Agency</i> Do you require a GST receipt? <input type="checkbox"/> No <input type="checkbox"/> Yes <i>Note: this will be sent to you after your application is processed.</i>					
Print and send to: RUC Assessments, NZ Transport Agency, Private Bag 11777, Palmerston North 4442. 03/17						

DO IT ONLINE

Go to www.nzta.govt.nz/RUCCV to do this application online instead.

COMPLETING THE RUCCV-H FORM

Complete this form if you are applying to change your RUC vehicle type to an H RUC vehicle type (see pages 36-37 for a full list of H RUC vehicle types).

REGISTERED PERSON DETAILS

To be completed in all cases.

VEHICLE DETAILS

Complete the following panels

- registration plate number, vehicle make and model for the prime mover
- registration plate number, vehicle make and model for any vehicles that will be driven in combination with the prime mover
- maximum gross vehicle mass as shown on your permit
- permit number
- the name of the authority that issued the permit

APPLICANT'S DETAILS

Write your name and address in the appropriate panels if you are not the person registered in respect of the vehicle.

APPLICANT'S SIGNATURE

You **must** sign the application form in all cases. Print your name and contact details.

PAYMENT

An application to change RUC vehicle type costs \$46.00 (incl GST). This can be paid by credit card or cheque.

When you have completed the RUCCV form, please check that all the details are correct.

When the application is complete, email it to RUCassessments@nzta.govt.nz or post it to RUC Assessments, NZ Transport Agency, Private Bag 11777, Palmerston North 4442.



Road user charges application to change to H RUC vehicle type

RUCCV-H

Registered person details

Last name/Company name First name(s)

Application type

Are you applying to change back from an H vehicle type to your previous vehicle type?

No Yes → Current hubodometer reading (required)

Vehicle details

A change to H vehicle type will include one prime mover and up to two trailers.

Prime mover details

Registration plate	Vehicle make and model
<input type="text"/>	<input type="text"/>

Other vehicles to be used in combination with prime mover

Registration plate	Vehicle make and model
<input type="text"/>	<input type="text"/>
<input type="text"/>	<input type="text"/>

A permit is required for all H vehicle type applications.

Maximum gross mass shown on permit

Permit number

Issued by (Controlling authority)

Applicant details

Last name/Company name

First name(s)

Mailing address

Please ensure that you read the notes on the back of this form and you understand the operating restriction associated with the RUC vehicle type you are requesting.

Applicant's signature

I certify that the particulars given are correct.

Signature

Date

Print name

Contact telephone number

Contact email address

Payment details

Note: this fee is non-refundable, regardless of whether your application is approved or declined. See note 4.

How would you like to pay the \$46.00 (incl GST) application fee?

Direct debit → Direct Connect or NZ Transport Agency customer number

Credit card → Please provide a contact phone number for us to call you and take payment over the phone. We will try to call you as soon as we receive your application, but in case this is not possible please provide a preferred contact time. Or you can call us on 0800 655 644 Monday to Friday, 8am to 6pm.

Phone number

Preferred contact time Monday - Friday 8am - 6pm

I have enclosed a cheque for \$46.00 (incl GST). *Note: cheques should be made payable to the NZ Transport Agency*

Do you require a GST receipt? No Yes

Note: this will be sent to you after your application is processed.

Print and send to: RUC Assessments, NZ Transport Agency, Private Bag 11777, Palmerston North 4442.

02/17

DO IT ONLINE

Go to www.nzta.govt.nz/RUCCV-H to do this application online instead.

REFUNDS

Refunds of road user charges may be payable in a variety of circumstances, for example:

- unused distance due to hubodometer change
- when distance is travelled off the public roads
- when a vehicle is permanently destroyed, exported or its registration is cancelled.

Incorrect licence details normally relate to data errors created when the licence is purchased and in most cases can be corrected by the issuing agent. Certain transactions may need to be cleared by Transport Agency staff (see page 15). The following provision relates to distance licences only:

- **Hubodometer change – RUCHO - Unused distance due to hubodometer change**

If the refund arises because an unexpired licence has been replaced due to a change of hubodometer, be sure your application includes the hubodometer and odometer reading at the time the hubodometer was found to be unserviceable or (where the hubodometer is lost or stolen) a calculated estimate of what the reading would have been at the time of loss or theft. Unserviceable hubodometers must be kept until the Transport Agency has made a decision about the refund. Applications for refunds should be made as soon as a replacement licence has been purchased (see page 22).

- **Off-road travel – RUCOR - When distance is travelled off the public roads**

All claims must be made on the application form RUCOR (see page 24).

Off-road travel should be claimed as each licence expires but must be claimed within two years of the issue date of the road user charges licence which is the subject of the claim.

You must enter your off-road customer number (if available), plate number, the licence number current at the time the off-road distance was travelled, the actual distance travelled off the road, and a brief description of the activity undertaken and where the distance was travelled.

Claims should be posted to the NZ Transport Agency, RUC Assessments, Private Bag 11777, Palmerston North 4442 or emailed to rucadmin@nzta.govt.nz. Telephone inquiries may be made to the RUC Contact Centre on 0800 655 644. When your application form is received, the claim will be manually audited.

Vehicle operators must keep records of all distances travelled off-road, ensuring the distance being claimed is within the date range of the licence that is being claimed on. The Transport Agency may request records to validate an application at any time. Records of off-road travel must be retained for a period of two years from the date of application for a refund.

An authorised officer may take extracts from or make copies of any books or records kept. They may also require verification of any information contained in books or records produced.

- **When a vehicle is permanently destroyed, exported or cancelled**

Refunds may be granted after the vehicle's registration has been cancelled. To cancel the vehicle's registration, lodge an *Application to cancel registration* form (MR15) at an agent of the Transport Agency, together with the vehicle's registration plates. The MR15 requires the current reading of your distance recorder (odometer or hubodometer) to be recorded at the time the vehicle is cancelled.

No refunds will be paid on a licence with a purchase date more than two years old except at the discretion of the Transport Agency.

Note: The transaction fee paid at the time the licence was purchased is non-refundable.



The NZ Transport Agency reserves the right to inspect any records either prior to or after processing a refund.

REFUNDS OF CNG, LPG AND MOTOR SPIRITS EXCISE DUTY

Where licences are being purchased for a vehicle over 3.5 tonnes which uses a fuel that is taxed at point of sale, there may be an entitlement to a refund of the motor spirits excise duty content of the price of the fuel.

Complete an *Application for refund of excise duty* form (MR70), which is available online at www.nzta.govt.nz/form-mr70.

COMPLETING THE RUCHO FORM

VEHICLE DETAILS

Complete the make, model and registration plate.

REGISTERED PERSON DETAILS

State the registered person's name and postal address in the appropriate panels.

CHANGE OF HUBODOMETER DETAILS

Complete the following panels with details of the current (old) hubodometer:

- hubodometer make
- hubodometer serial number
- hubodometer reading at change (estimation if faulty/lost/stolen).

Complete the following panels with details of the new hubodometer:

- hubodometer make
- hubodometer make code (see reverse of form for codes)
- hubodometer serial number
- start reading (should normally be zero)
- odometer reading at time of change.

REASON FOR CHANGE

Place a tick in the box next to the appropriate reason for the change of hubodometer. Provide the reason if A is selected.

TYRE SIZE DETAILS

Enter the tyre size to which the hubodometer is fitted, RPK* of the old hubodometer and RPK* of the new hubodometer.

*RPK means revolutions per kilometre.

This information can be found on the front of the hubodometer and is a 3 digit number between 300 and 600 (eg 450 RPK). Some hubodometers will have the tyre size to which the hubodometer should be fitted instead of the RPK. In this case, please use this information instead.


APPLICANT'S DETAILS

Only complete these details if you're not the registered person or an employee of the company the vehicle is registered to.

APPLICANT'S SIGNATURE

You **must** sign the application form and provide a contact telephone number, in all cases.

When you have completed the RUCHO form, please check that all the details are correct.

 Road user charges application to change hubodometer		RUCHO	
Vehicle details	Make <input type="text"/>	Model (see note 2) <input type="text"/>	Registration plate <input type="text"/>
Registered person details	Last name/company name <input type="text"/>		
	First name(s) <input type="text"/>		
Complete in all cases	Mailing address <input type="text"/>		
Change of hubodometer details	Current details Hubodometer make <input type="text"/> Hubodometer serial no. <input type="text"/> Hubodometer reading at change <input type="text"/> Estimated distance travelled (see note 4) <input type="text"/> Is this application for a dedicated unit? (see note 5) <input type="checkbox"/> No <input type="checkbox"/> Yes → Plate numbers of other vehicles in dedicated unit: <input type="text"/> <input type="text"/> <input type="text"/> <input type="text"/> <input type="text"/> <input type="text"/> <input type="text"/> <input type="text"/> <input type="text"/> <input type="text"/>	New details (see note 3) Hubodometer make <input type="text"/> Hubodometer serial no. <input type="text"/> Hubodometer reading at change <input type="text"/> Estimated distance travelled (see note 4) <input type="text"/> Is this application for a dedicated unit? (see note 5) <input type="checkbox"/> No <input type="checkbox"/> Yes → Plate numbers of other vehicles in dedicated unit: <input type="text"/> <input type="text"/> <input type="text"/> <input type="text"/> <input type="text"/> <input type="text"/> <input type="text"/> <input type="text"/> <input type="text"/> <input type="text"/>	Hubodometer make code <input type="text"/> (Please select code from note 3 and show here)
Odometer reading	Odometer reading at hubodometer change <input type="text"/>		
	<small>Note: please write N/A if you're completing this form for a trailer.</small>		
Reason for change	Please tick reason for change of hubodometer B <input type="checkbox"/> Lost or stolen F <input type="checkbox"/> Tyre size A <input type="checkbox"/> Faulty* <small>(Provide reason)</small> C <input type="checkbox"/> Damaged* X <input checked="" type="checkbox"/> Change to/from electronic unit		
Tyre size details (see note 8)	Tyre size to which old hubodometer was fitted <input type="text"/>	RPK of old hubodometer <input type="text"/>	Tyre size to which new hubodometer is fitted <input type="text"/>
			RPK of new hubodometer <input type="text"/>
Applicant details (see note 9)	Are you the registered person for this vehicle or an employee of the company that is registered for this vehicle? If so, you do not need to complete this section. Last name/company name <input type="text"/>		
	First name(s) <input type="text"/>		
	Mailing address <input type="text"/>		
	If a refund is due, who would you like it to be paid to? <input type="checkbox"/> Registered person <input type="checkbox"/> Applicant		
Applicant's signature	I certify that the particulars given are correct <input checked="" type="checkbox"/> <input type="text"/> Print name <input type="text"/> Contact telephone number <input type="text"/>		
	Email address <input type="text"/> (0) <input type="text"/>		
FOR OFFICE USE ONLY			
Payment number	End reading keyed	Input	Child
<input type="text"/>	<input type="text"/>	<input type="text"/>	<input type="text"/>
11/17	DO NOT detach until transaction complete - return lower section to customer, batch upper section to the Transport Agency on MRBD RUCHO (blue batch docket).		Date stamp
Customer section	Registration plate <input type="text"/> <input type="text"/> <input type="text"/> <input type="text"/> <input type="text"/> <input type="text"/>		Date stamp
RUCHO Road user charges application to change hubodometer			

COMPLETING THE RUCOR FORM

CUSTOMER NUMBER

Either:

- write your NZ Transport Agency customer number if you have had a previous claim

or

- leave it blank.

COMPANY NAME/SURNAME/CUSTOMER NAME

Write your name in the appropriate panels.

VEHICLE DETAILS

Complete the following panels:

- registration plate
- RUC licence number
- distance claimed
- reason code (located on the reverse of the form)
- brief description of off-road travel
- method used to record the distance
- what records are available to validate the claim.

APPLICANT'S SIGNATURE

You **must** sign the application form in all cases.

When you have completed the RUCOR form, please check that all the details are correct.



Road user charges application for refund for off-road travel

RUCOR

Off-road customer number (see note 3)

Company name / surname / customer name

Please tick if this is your first off-road refund claim

Please ensure all fields are completed. Incomplete forms will not be processed. Please read notes on the back of the form and print clearly. If possible please group entries of the same registration plate together on this form.

Registration plate

Distance claimed (see note 4)

Method used to record distance claimed

Reason code (note 5)

Specify type (see note 6)

Brief description of off-road travel

What records are you able to supply to validate this claim?

Claims must be supported by records, which must be retained by the applicant for the purpose of audit by NZ Transport Agency staff.

All claims are subject to random and programmed Audits, and claimants may be visited by Transport Agency staff.

I have read the notes on the back of this form. I certify that the particulars given are correct.

Signature of applicant

X

Name of person completing this form

Date

Email address

Please supply full address if you are a first time claimant or if you do not know your off-road customer number

Phone number (include area code)

Bank account number (see note 8)

Bank account name (see note 8)

Initials

Date

FOR OFFICE USE ONLY

RUCOR Road user charges application for refund for off-road travel 03/18

TAX INVOICES

Invoices differ depending on the agent supplying the service.

1. For a counter sale, the tax invoice is the receipted copy of your application form.
2. For a sale by phone or fax, the tax invoice is printed and forwarded to your postal address.
3. For direct connects, the tax invoice is printed weekly and forwarded to your postal address.

Certain transactions are direct debited and/or credited to customers' accounts which do not receive a tax invoice from any of the above sale mechanisms. Typically these transactions will be for off-road travel and miscellaneous refunds. These invoices are printed centrally and forwarded daily – to your postal address.

ASSESSMENT PROCESS

The NZ Transport Agency can issue binding assessments (invoices) for RUC. A binding assessment is enforceable as a debt to the crown. Failure to pay this within the required time will result in an additional monetary penalty being applied to the outstanding amount.

If you disagree with the findings of an audit, on which an assessment is based, you will need to provide further acceptable evidence within 20 working days from the date on the RUC assessment for the assessment to be reviewed. This can be done by writing to RUC Assessments, NZ Transport Agency, Private Bag 11777, Palmerston North 4442, or use the form available online at www.nzta.govt.nz/ruc.

TRANSPORT SERVICES LICENCE

Section 30J of the Land Transport Act 1998 states that a transport service operator may not carry on a transport service unless licensed to do so. Section 79A of the Land Transport Act 1998 states that it is an offence to carry on any transport service without the appropriate current licence. The maximum penalty on conviction is a fine not exceeding \$10,000.

A transport service licence is different to an NZ Transport Agency customer number, which is a form of identification issued by the Transport Agency only for the purposes of registrations and changes of persons registered in respect of a vehicle.

For more information about transport service licences, go to www.nzta.govt.nz/transport-service-licence-application.

RECORD KEEPING REQUIREMENTS

Transport service operators are required to maintain and hold certain records, including:

- entries in logbooks (must be held for one year)
- permits issued under the Land Transport Rule: Vehicle Dimensions and Mass 2016 (for one year from the date of expiry of the permit)
- records of maintenance of a vehicle (for two years)
- invoices for fuel and maintenance of RUC vehicles (for six years)
- invoices relating to cartage by, or use of the RUC vehicle (for six years).

The Transport Agency may require you to produce these records for inspection. If you cannot produce these records, it could result in a fine of up to \$25,000 for an individual and up to \$100,000 for an organisation that is convicted of an offence.

GOODS AND SERVICES TAX

Road user charges are subject to GST. The rates shown in the tables in this booklet are GST inclusive.

GST documentation is provided by the Transport Agency as an invoice at the point of sale or from a centrally printed tax invoice.

PENALTIES

Under the Road User Charges Act 2012, persons registered in respect of a vehicle and/or operators may be fined for making licence applications which are materially incorrect, for operating a vehicle without the required licence or distance recorder, or for altering a licence or a distance recorder.

CHANGE OF PERSON REGISTERED IN RESPECT OF A VEHICLE

When purchasing a used vehicle that is subject to RUC, the buyer should ensure it has a current RUC licence.

If you purchase a vehicle with outstanding RUC, irrespective that the seller has committed an offence, **you will be held liable for the outstanding RUC.** The Transport Agency does not involve itself in negotiations concerning reimbursement between the previous and newly registered persons.

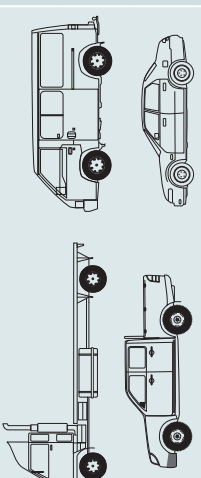
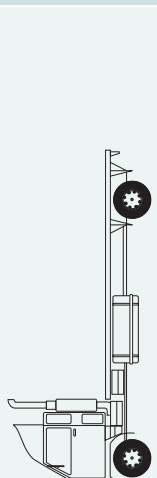
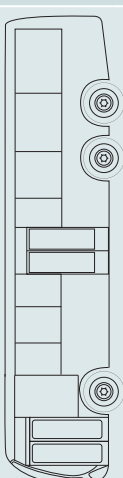
Road user charges licences belong to the vehicle they were purchased for and cannot be transferred from one vehicle to another. Unexpired road user charges licences should be sold with the vehicle.

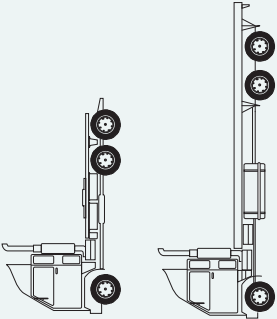
When a vehicle is sold, its current road user charges licences remain in force and no unexpired portion is normally refunded due to a change of registered person. It is the seller's responsibility to ensure that they are reimbursed for the unexpired distance on existing licences, as the seller may not be eligible for a refund once the vehicle is sold. If the vehicle is to operate at a different weight or the vehicle type is changed following modifications, a new licence must be purchased.

When purchasing a new RUC licence you are required to purchase an 'overlap' licence that starts from the current hubodometer/odometer reading. Enough RUC must be purchased to exceed the end distance of the existing RUC licence(s). Any unused portion of the licence will be credited against the cost of the new licence.

Off-road travel refunds will be paid for the period up to the change of registered person provided the appropriate claims are lodged. New registered persons should take particular note of the distance recorder readings at the time of purchase to support their future claims for these refunds.

RUC RATES FOR DISTANCE LICENCES FOR POWERED VEHICLES TABLE 1

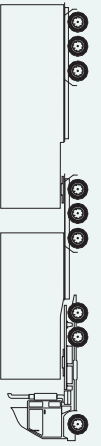
Vehicle sample	RUC vehicle type number	Description	Weight Bands	RUC rate (\$ per 1000 km GST inclusive)
	1	Powered vehicles with 2 axles (except type 2 or type 299 vehicles)	Not more than 3.5 tonnes	\$68
			More than 3.5 tonnes and not more than 6 tonnes	\$74
	2	Powered vehicles with 1 single-tyred spaced axle and 1 twin-tyred spaced axle	Not more than 6 tonnes	\$72
			More than 6 tonnes and not more than 9 tonnes	\$114
			More than 9 tonnes and not more than 12 tonnes	\$155
			Any RUC weight more than 12 tonnes	\$284
	311 (Bus)	Powered passenger service vehicles with 3 axles	Not more than 18 tonnes	\$303
			Any weight more than 18 tonnes	\$372

Vehicle Sample	RUC Vehicle type number	Description	Weight Bands	RUC rate (\$ per 1000 km GST inclusive)
	6	Powered vehicles with 3 axles (except type 308, 309, 311, 399 or 413 vehicles)	Not more than 12 tonnes More than 12 tonnes and not more than 18 tonnes Any RUC weight more than 18 tonnes	\$99 \$321 \$391
	14	Powered vehicles with 4 axles (except type 408, 414 or 499 vehicles)	All RUC weights	\$392
	19	Powered vehicles with 5 or more axles (except type 599 vehicles)	All RUC weights	\$350

Images are indicative only. Your vehicle may have a different design.

RUC RATES FOR DISTANCE LICENCES FOR POWERED VEHICLES TABLE 1, CONTINUED

If your vehicle will be the towing vehicle in a vehicle combination with a total of 8 or 9 axles, you have an option to apply to change your RUC vehicle type to one below. You can do this using a *Road user charges application to change RUC vehicle type (RUCCV)*. See page 16.

Vehicle Sample	RUC Vehicle type number	Description	Weight Bands	RUC rate (\$ per 1000 km GST inclusive)
	308	Towing vehicle with 3 axles that is part of a combination vehicle with a total of at least 8 axles	All RUC weights	\$388
	408	Towing vehicle with 4 axles that is part of a combination vehicle with a total of at least 8 axles	All RUC weights	\$362
	309	Towing vehicle with 3 axles that is part of a combination vehicle with a total of at least 9 axles	All RUC weights	\$312

Note: Truck rates only, trailers must buy standard trailer licences. Images are indicative only. Your vehicle may have a different design.

TABLE 1, CONTINUED**RUC RATES FOR DISTANCE LICENCES FOR VINTAGE VEHICLES¹**

RUC vehicle type number	Description	Weight Bands	RUC rate (\$ per 1000km GST inclusive)
402	Vintage powered vehicle with 2 axles	RUC weight of more than 12 tonnes*	\$200
403	Vintage powered vehicle with 3 axles	Any RUC weight	\$176
404	Vintage powered vehicle with at least 4 axles	Any RUC weight	\$180

¹A vintage powered vehicle means a motor vehicle that is more than 40 years old on the date that it is registered, reregistered or licensed, and is not used for commercial purposes.

* Note: a vintage powered vehicle with 2 axles and a RUC weight of 12 tonnes or less remains a RUC vehicle type 1 or 2, see page 30.

RUC RATES FOR DISTANCE LICENCES FOR MOTOR CARAVANS²

RUC vehicle type number	Description	Weight Bands	RUC rate (\$ per 1000km GST inclusive)
413	Motor caravan with 3 axles	RUC weight of more than 18 tonnes	\$283
414	Motor caravan with 4 axles	Any RUC weight	\$246

²A motor caravan is a motor vehicle that:

- i. has more than one-half of the vehicle floor area permanently fitted out for accommodation by the inclusion of sleeping and cooking facilities; and
- ii. is registered as a motor caravan on the register of motor vehicles maintained under section 234 of the Land Transport Act 1998;









but does not include a combination vehicle.

RUC RATES FOR DISTANCE LICENCES FOR ALL-TERRAIN CRANES³

RUC vehicle type number	Description	Weight Bands	RUC rate (\$ per 1000km GST inclusive)
299	Self-powered all-terrain cranes with 2 axles	All RUC weights up to the vehicle's permanent RUC weight (see page 8). For weights over the permanent RUC weight you will also require an additional licence (see page 14).	\$251
399	Self-powered all-terrain cranes with 3 axles		\$353
499	Self-powered all-terrain cranes with 4 axles		\$328
599	Self-powered all-terrain cranes with 5 axles		\$288
699	Self-powered all-terrain cranes with 6 axles		
799	Self-powered all-terrain cranes with 7 axles		

³An all-terrain crane is a non-load-carrying self-propelled vehicle designed solely or principally for lifting objects using a boom with lifting gear and with a tyre contact area of more than 1500cm² per tyre.

RUC RATES FOR DISTANCE LICENCES FOR UNPOWERED VEHICLES TABLE 2

Vehicle sample	Ruc vehicle type number	Description	Weight bands	Ruc rate (\$ per 1000 km gst inclusive)
	24	Unpowered vehicles with 1 axle	All RUC weights	\$114
	29	Unpowered vehicles with 2 twin-tyred, or single large-tyred, close axles (except type 929 vehicle)	Not more than 10 tonnes Any RUC weight more than 10 tonnes	\$37 \$125
	30	Unpowered vehicles with 2 twin-tyred spaced axles	Not more than 10 tonnes Any RUC weight more than 10 tonnes	\$37 \$211
	28	Unpowered vehicles with 2 axles, (except type 29, type 30 and type 929 vehicles)	Not more than 10 tonnes Any RUC weight more than 10 tonnes	\$44 \$280
	33	Unpowered vehicles with 3 twin-tyred, or single large-tyred, close axles, (except type 939 vehicles)	All RUC weights	\$168
	37	Unpowered vehicles with 3 axles, (except type 33 and type 939 vehicles)	Not more than 10 tonnes Any RUC weight more than 10 tonnes	\$40 \$287
	43	Unpowered vehicles with 4 axles	All RUC weights	\$215
	951	Unpowered vehicles with 5 or more axles	All RUC weights	\$161

Images are indicative only. Your vehicle may have a different design.




RUC RATES FOR DISTANCE LICENCES FOR UNPOWERED VEHICLES **TABLE 2, CONTINUED**

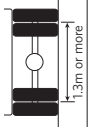
If your unpowered vehicle will be the leading trailer in a B-train combination, you may want to apply to change your RUC vehicle type to a vehicle type 929 (leading trailer with 2 twin-tyred, or single large-tyred, close axles) or 939 (leading trailer with 3 twin-tyred, or single large-tyred, close axles). You can do this using a *Road user charges application to change RUC vehicle type form (RUCCV)*. See page 16.

Vehicle Sample	RUC Vehicle type number	Description	Weight Bands	RUC rate (\$ per 1000 km GST inclusive)
	929	Leading trailer with 2 twin-tyred, or single large-tyred, close axles	All RUC weights	\$91
	939	Leading trailer with 3 twin-tyred, or single large-tyred close axles	All RUC weights	\$61

Images are indicative only. Your vehicle may have a different design.

KEY FOR TABLES 1 AND 2

	Spaced axles (must be more than 2.4 metres apart)
 or 	Close axle groups (must be 2.4 metres or less apart)
Single-tyred axle	An axle fitted with 2 or more wheels, but which is not an oscillating axle or a twin-tyred axle. It must have tyres smaller than a manufacturer's designated tyre section width of 355mm.
Large single-tyred axle	A single tyred axle fitted with tyres with a manufacturer's designation section width of 355mm or more.
Twin-tyred axle	Any axle that has a wheel track of 1.3 metres or more and is equipped with 4 or more tyres, but is not an oscillating axle.



RUC RATES FOR H DISTANCE LICENCES
TABLE 3

If your towing vehicle is vehicle type...	and the vehicle type of the first towed vehicle is...	and the vehicle type of the second towed vehicle is...	and the permit weight is...	then your H vehicle type is...	and your RUC Rate (\$ per 1000km) is...
6 or 311	-	-	25,000kg or less	H01	488
	33	-	42,000kg or less	H61	598
6	43	-	42,001kg to 44,000kg	H62	723
			48,000kg or less	H71	594
	43	-	48,001kg to 50,000kg	H73	641
			50,001kg to 53,000kg	H74	845
	43	33	55,000kg or less	H14	179
			55,001kg to 60,000kg	H15	332
	43	29	48,000kg or less	H84	425
			48,001kg to 53,000kg	H85	597
	43	939	50,000kg or less	H97	312
			50,001kg to 54,000kg	H98	408
43	951	54,001kg to 58,000kg	H99	554	
		48,000kg or less	H75	451	
43	33	48,001kg to 53,000kg	H76	623	
		48,000kg or less	H77	641	
43	43	48,000kg or less	H81	410	
		48,001kg to 53,000kg	H82	593	
43	43	53,001kg to 58,000kg	H83	850	
		55,000kg or less	H17	105	
43	33	55,001kg to 60,000kg	H18	211	
		60,001kg to 63,000kg	H19	286	

RUC RATES FOR H DISTANCE LICENCES
TABLE 3, continued

If your towing vehicle is vehicle type...	and the vehicle type of the first towed vehicle is...	and the vehicle type of the second towed vehicle is...	and the permit weight is...	then your H vehicle type is...	and your RUC Rate (\$ per 1000km) is...	
14	929	33	50,000kg or less	H30	259	
			50,001kg to 54,000kg	H31	383	
		29		54,001kg to 58,000kg	H32	529
				50,000kg or less	H33	324
				50,001kg to 54,000kg	H34	448
				54,001kg to 58,000kg	H35	594
	939	33		55,000kg or less	H11	321
				55,001kg to 60,000kg	H12	474
				50,000kg or less	H94	392
				50,001kg to 54,000kg	H95	474
19	951	-	54,001kg to 58,000kg	H96	620	
			50,000kg or less	H91	350	
			50,001kg to 54,000kg	H92	424	
	43	-		54,001kg to 58,000kg	H93	570
				55,000kg or less	H36	387
				55,001kg to 60,000kg	H37	540
951	-		60,001kg to 63,000kg	H38	653	

RUC RATES FOR ADDITIONAL LICENCES**TABLE 4**

Powered vehicles (\$ per km, GST inclusive)		RUC vehicle type (Additional vehicle class)								
Additional weight to be carried (kg)	1 (501)	2 (505)	6 (512)	14 (532)	19 (545)					
1000	0.50	0.75	0.46	0.66	0.43					
2000	0.75	1.00	0.61	0.81	0.51					
3000	1.05	1.30	0.78	0.97	0.62					
4000	1.41	1.66	0.96	1.14	0.72					
5000	1.85	2.08	1.18	1.34	0.84					
6000	2.37	2.56	1.41	1.55	0.97					
7000	2.99	3.12	1.67	1.80	1.11					
8000	3.72	3.76	1.96	2.05	1.26					
9000	4.56	4.49	2.30	2.33	1.43					
10,000	5.52	5.32	2.66	2.65	1.61					
11,000	6.64	6.26	3.06	2.97	1.80					
12,000	7.90	7.30	3.49	3.34	2.01					
13,000	9.32	8.47	3.97	3.73	2.23					
14,000	10.94	9.78	4.48	4.15	2.47					
15,000	12.76	11.21	5.05	4.61	2.72					
16,000	14.77	12.81	5.67	5.09	2.99					
17,000	17.03	14.56	6.34	5.63	3.29					
18,000	19.53	16.50	7.07	6.18	3.59					
19,000	22.29	18.61	7.84	6.79	3.93					
20,000	25.34	20.92	8.68	7.43	4.28					
Each 1000kg more than 20,000kg	3.34	2.51	0.91	0.69	0.37					

RUC RATES FOR ADDITIONAL LICENCES**TABLE 4, continued**

All-terrain cranes (\$ per km, GST inclusive)										
Additional weight to be carried (kg)	299 (559)	399 (560)	499 (561)	599 (562)	699 (563)	799 (564)				
1000	0.17	0.20	0.36	0.54	0.76	0.89				
2000	0.27	0.28	0.45	0.62	0.84	0.98				
3000	0.39	0.39	0.55	0.71	0.93	1.07				
4000	0.54	0.50	0.64	0.81	1.04	1.17				
5000	0.70	0.64	0.76	0.91	1.14	1.26				
6000	0.89	0.79	0.88	1.03	1.26	1.38				
7000	1.12	0.95	1.02	1.16	1.38	1.48				
8000	1.39	1.13	1.17	1.28	1.50	1.60				
9000	1.69	1.33	1.33	1.42	1.64	1.72				
10,000	2.03	1.55	1.50	1.58	1.77	1.86				
11,000	2.42	1.80	1.69	1.73	1.93	2.00				
12,000	2.86	2.07	1.90	1.90	2.09	2.14				
13,000	3.34	2.36	2.12	2.08	2.26	2.29				
14,000	3.90	2.68	2.35	2.28	2.44	2.45				
15,000	4.50	3.03	2.60	2.48	2.61	2.61				
16,000	5.18	3.41	2.88	2.70	2.81	2.78				
17,000	5.92	3.82	3.17	2.93	3.02	2.97				
18,000	6.74	4.26	3.48	3.17	3.23	3.16				
19,000	7.64	4.75	3.81	3.43	3.47	3.36				
20,000	8.63	5.26	4.17	3.71	3.71	3.56				
Each 1000kg more than 20,000kg	1.08	0.57	0.37	0.28	0.25	0.22				

RUC RATES FOR ADDITIONAL LICENCES

TABLE 4, continued

Combination vehicles (\$ per km, GST inclusive)		Number of axles in the combination											
Additional weight to be carried (kg)	5 axles	6 axles	7 axles	8 axles	9 axles	10 axles	11 axles	10 axles	9 axles	8 axles	7 axles	6 axles	5 axles
1000	1.06	0.59	0.39	0.33	0.02	0.03	0.04	0.03	0.02	0.03	0.04	0.04	0.04
2000	1.06	0.59	0.39	0.33	0.02	0.03	0.04	0.03	0.02	0.03	0.04	0.04	0.04
3000	1.06	0.59	0.39	0.33	0.02	0.03	0.04	0.03	0.02	0.03	0.04	0.04	0.04
4000	1.58	0.80	0.64	0.33	0.02	0.03	0.04	0.03	0.02	0.03	0.04	0.04	0.04
5000	1.58	0.80	0.64	0.71	0.02	0.03	0.04	0.03	0.02	0.03	0.04	0.04	0.04
6000	1.58	1.17	0.64	0.71	0.02	0.03	0.04	0.03	0.02	0.03	0.04	0.04	0.04
7000	1.97	1.17	0.64	0.71	0.20	0.03	0.04	0.03	0.20	0.03	0.04	0.04	0.04
8000	1.97	1.17	0.96	0.71	0.20	0.03	0.04	0.03	0.20	0.03	0.04	0.04	0.04
9000	2.45	1.17	0.96	0.71	0.20	0.03	0.04	0.03	0.20	0.03	0.04	0.04	0.04
10,000	2.70	1.62	1.33	1.22	0.20	0.03	0.04	0.03	0.20	0.03	0.04	0.04	0.04
11,000	2.98	1.79	1.33	1.22	0.43	0.03	0.04	0.03	0.43	0.03	0.04	0.04	0.04
12,000	3.27	1.97	1.33	1.22	0.43	0.29	0.04	0.29	0.43	0.29	0.04	0.04	0.04
13,000	3.58	2.16	1.62	1.22	0.43	0.29	0.04	0.29	0.43	0.29	0.04	0.04	0.04
14,000	3.91	2.36	1.78	1.22	0.43	0.29	0.04	0.29	0.43	0.29	0.04	0.04	0.04
15,000	4.27	2.58	1.94	1.60	0.63	0.29	0.04	0.29	0.63	0.29	0.04	0.04	0.04
16,000	4.64	2.81	2.11	1.73	0.71	0.29	0.04	0.29	0.71	0.29	0.04	0.04	0.04
17,000	5.04	3.04	2.30	1.88	0.79	0.49	0.17	0.49	0.79	0.49	0.17	0.17	0.17
18,000	5.45	3.30	2.49	2.03	0.87	0.49	0.17	0.49	0.87	0.49	0.17	0.17	0.17
19,000	5.89	3.56	2.69	2.19	0.96	0.49	0.17	0.49	0.96	0.49	0.17	0.17	0.17
20,000	6.36	3.84	2.91	2.36	1.05	0.57	0.21	0.57	1.05	0.57	0.21	0.21	0.21
Each 1000kg more than 20,000kg	0.49	0.29	0.22	0.18	0.10	0.07	0.05	0.07	0.10	0.07	0.05	0.05	0.05

CONTACT DETAILS FOR THE NZ TRANSPORT AGENCY AND AGENTS

RUC phone or fax service

P 0800 00 28 28

F 06 953 6406

Monday to Friday, 7am to 6pm

Palmerston North Office

43 Ashley Street

Private Bag 11777

PALMERSTON NORTH 4442

P 06 953 6200

F 06 953 6267

RUC Contact Centre 0800 655 644

Monday to Friday, 8am to 6pm

Counter agents

Automobile Association (AA)

Postshops*

Vehicle Inspection New Zealand

Vehicle Testing New Zealand

Independent agents who display the

NZ Transport Agency logo

*Postshops don't process registration plate transactions, including cancellation transactions.

NZ Transport Agency

RUC Assessments

Private Bag 11777

PALMERSTON NORTH 4442

P 06 953 6200

F 06 953 6399

RUC Contact Centre 0800 655 644

Disclaimer

Every endeavour has been made to ensure the information provided in this handbook is correct. In the event of any discrepancy between this publication and legislation, legislation will prevail. The NZ Transport Agency does not accept liability for any consequences arising from the use of this document.



IMPORTANT

All operators are requested to read the booklet.

All vehicles over 3.5 tonnes manufacturer's gross laden weight and all vehicles 3.5 tonnes or less powered by fuel not taxed at source require a road user charges licence.

When purchasing a diesel vehicle ensure there is a current road user licence.

The licence should be sold/purchased with the vehicle.

Transaction fees quoted are effective from 1 November 2014 and are GST inclusive.

If you buy a vehicle that doesn't have a current RUC licence, you will be liable for any outstanding charges.

OUR CONTACT DETAILS

PALMERSTON NORTH OFFICE

43 Ashley Street
Private Bag 11777
PALMERSTON NORTH 4442
Telephone: +64 6 953 6200
Fax: +64 6 953 6406
info@nzta.govt.nz

RUC ASSESSMENTS

43 Ashley Street
Private Bag 11777
PALMERSTON NORTH 4442
Telephone: 0800 655 644
Fax: +64 6 953 6399
RUCAssessments@nzta.govt.nz